




ARE YOU HARD OF HEARING?

**Activate the RTT/TTY feature
on your cell phone,**
The solution is at your fingertips!





RTT/TTY is a call where you use live, real-time text messages to communicate.

You can do it text to text with the other person, as well as by converting the text to voice and voice-to-text, with the help of an operator for retransmission (relay). This feature is ideal for people with **hearing diversity (or hearing impairments)**.



1

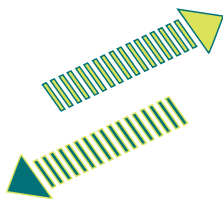

RTT/TTY

Text by text



2

RTT/TTY BY RELAY WITH AN OPERATOR



1 

 Apple

A



SETTINGS



B



ACCESSIBILITY



C



RTT/TTY



D



SOFTWARE
RTT/TTY



Relay Number option: you should write 711, you can make calls with the help of an operator, at the time you prefer.



Send Immediately option: by deactivating it, you will be able to send the message when you finish writing it.



Answer all calls as RTT/TTY or Answer All Calls as RTT/TTY option: when activated, you will receive all the calls as RTT (you will not receive voice calls).



Software RRT/TTY



Software RRT/TTY can be accessed from the Phone app and allows you to make and receive RTT/TTY phone calls.

RTT (Real-time Text) is a service offering more reliability, better text support and the ability to speak and hear during a call. It will be used when it is available based on carrier support.

Relay Number

711

Send immediately



Send characters as they are typed. Turn off to complete messages before sending.

Answer RRT Calls as Muted



Microphone will be muted with new calls. Emergency calls will always start unmuted.

Call
(524)555-5562

RTT/TTY
Call

RTT/TTY
Relay Call

2

MAKING CALLS:


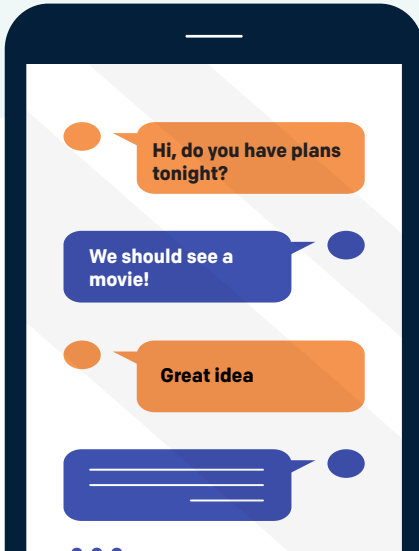
Find the contact or dial the phone number, and press:

- **RTT/TTY Call:** to call via text messages in real time.
- **RTT/TTY Relay Call:** to call via an operator using text messages in real time.

3

RECEIVING CALLS:

When receiving and making calls, press RTT when the call connects, then write a message, and voila!



1



android

A



SETTINGS



B



ACCESSIBILITY



C



HEARING ENHANCEMENTS



D

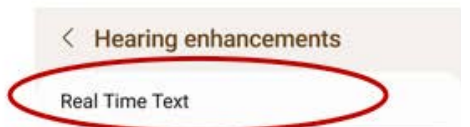
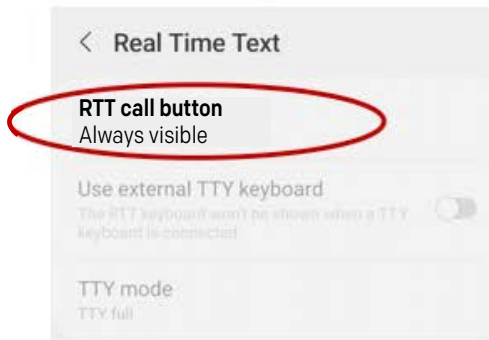
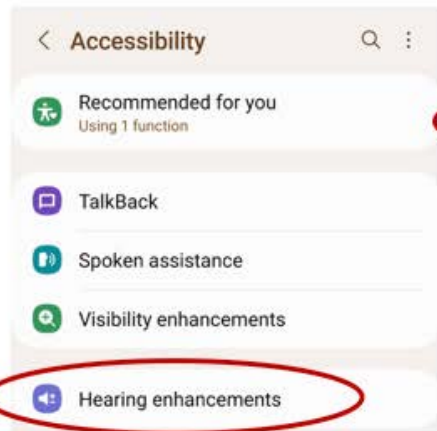
REAL TIME TEXT, RTT CALL BUTTON



Visible during calls option: you will see the call button with RTT only in calls.



Always visible option: you will always see the call button with RTT when receiving or making calls.



2

MAKING CALLS:

Look up the contact or dial the phone number, press it and press the RTT icon.



3

RECEIVING CALLS:

When receiving calls, press the RTT icon when the call connects, then write a message, and voila!

4

FOR RETRANSMISSION CALLS:

Dial **711** and select the **RTT** icon to call.



YOUR CELL PHONE ALSO HAS MORE FEATURES FOR HEARING DIVERSITY!

Contact your cell phone company and ask them to help you locate these features.

- Amplifier for live sound
- Immediate subtitles, for applications
- Live transcription, for face-to-face meeting

For more information:

Send us a text to:
787-690-6194

Write us to:
SpecialProjects_PVTR@mmmhc.com

Call us at:
1-866-333-5470 | **TTY: 711**
(TOLL FREE) | (HEARING IMPAIRED)

In communication with MMM



MMM Healthcare, LLC, complies with applicable Federal civil rights laws and does not discriminate on the basis of race, color, national origin, age, disability, or sex. MMM Healthcare, LLC, cumple con las leyes federales de derechos civiles aplicables y no discrimina por motivos de raza, color, nacionalidad, edad, discapacidad o sexo.

Y0049_2023 4041 0079 1_C



PO BOX 71114
SAN JUAN, PR
00936-8014

PRESORTED
STANDARD MAIL
US POSTAGE
PAID
SAN JUAN, PR
Permit NO. 4491